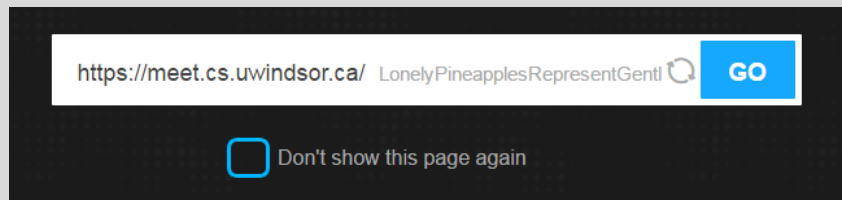


Starting and Joining a Web-Based Video Conference

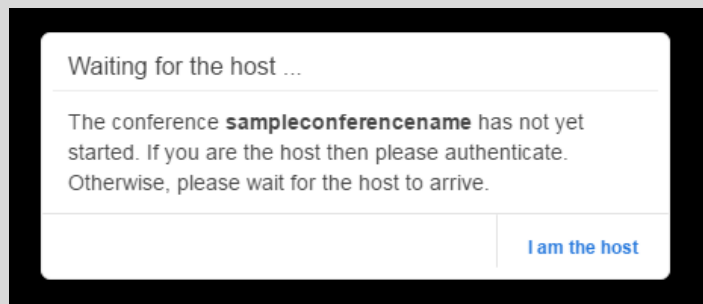
1

Using the **Chrome Web browser**, visit **meet.cs.uwindsor.ca**
Enter a conference room name or let the system choose a random name for you.



2

If the conference does not have a moderator yet, you will see this message.



3

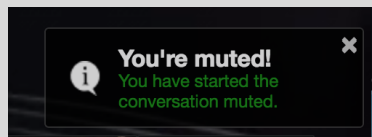
If you are the host, click on the link and enter your UWinID username and password.

3

Once the host has logged in, no passwords are required to join the room.

!

When participants join the conference, the microphone is muted by default



If the video stops, press the browser refresh button to reset your connection.

Participating in a Web-Based Video Conference

